

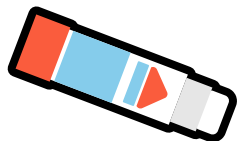



PART 2

GETTING READY FOR YOUR PROJECT



Cut down the side of two paper cups. Cut off the bottoms making 3" cuffs that can fit around your wrist. Cut out the daisies below. Glue them to the cuff.



I have an idea!



Let's make Super Daisy cuffs...

...to wear when we do our project.

We'll have so much fun.

This is going to be a great project!

It makes me feel super good to be doing something for our town.



Can you think of a time when you did something special for someone else? How did it make you feel? How do you think you will feel after your project?